



Modern
University
of the Year



University
of the
Year



Nottingham Trent
University



Nottingham Trent
University


The UCAS Process



Nottingham Trent
University

**Scan the QR or use
the bit.ly link**

**Add your email and tick the consent box to
receive tips on applying to university and
open day details.**



bit.ly/p16becci

What is UCAS

University and Colleges Admissions Service

Central organisation where all applications are processed

It has multiple features:

Course search | Advice and guidance | Apply | UCAS Hub

The logo for UCAS, featuring the letters 'UCAS' in a bold, black, sans-serif font. The letter 'A' is stylized, with its top two strokes forming a red triangle pointing upwards.

How to apply

Register your UCAS account online from June

- Five choices
- Apply from September
- UCAS charge a fee of £27.50 to send your application (for multiple choices)



Application deadlines

Check your course deadline in advance

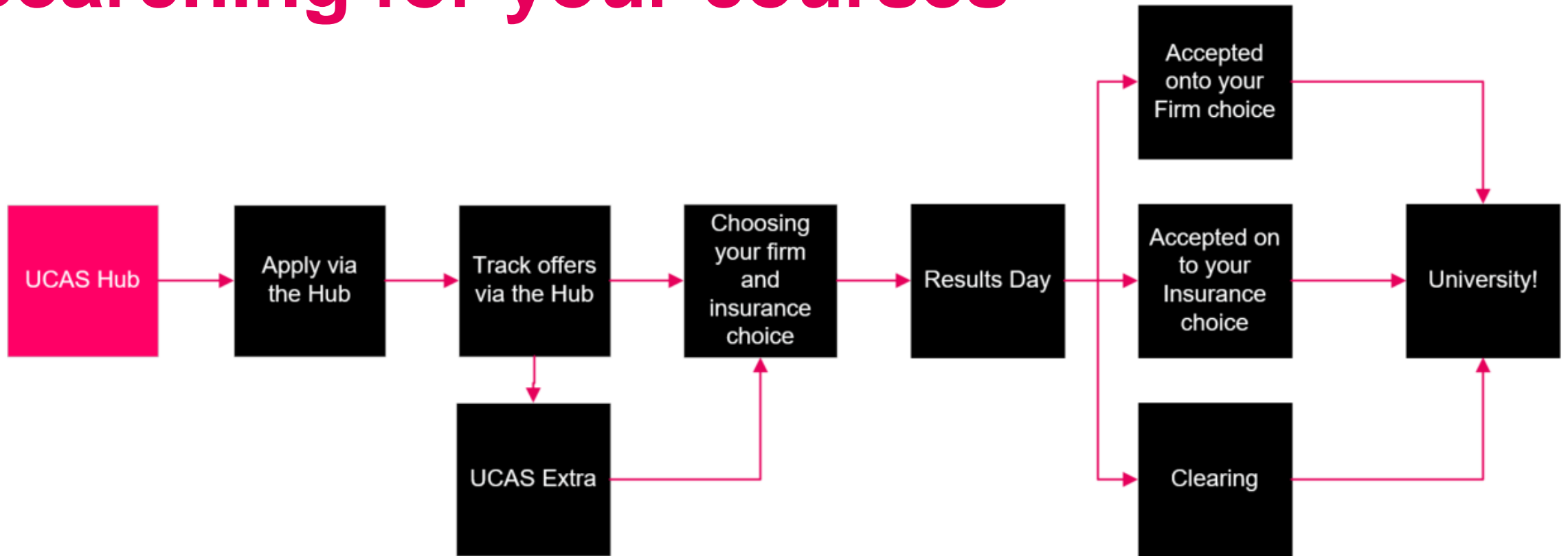
16 October - This is the deadline for Oxford, Cambridge, Medicine, Veterinary Science and Dentistry

29 January - This is the deadline for applications for all courses except those listed above

Art and Design courses – Universities can vary. The deadline for Art and Design courses at NTU is 29 January 2024.



Searching for your courses



UCAS Hub

Enables you to personalise your research

ORGANISE IT.
DESIGN IT.
MAKE IT YOURS.

[UCAS.COM/HUB](https://ucas.com/hub)



UCAS



Entry requirements

Usually in UCAS points

'A-levels or equivalent' e.g. most universities accept BTECs, Diplomas, Access courses

Some courses will also require

- Specific subjects (or exclude subjects)
- Grades in certain subjects
- A portfolio of work
- An interview
- Evidence of work experience
- A test



Example

Social Work BA (Hons)

Entry requirements:

- A-levels – BBB; or
- BTEC Extended Diploma – DDM; or
- 120 UCAS Tariff points from three A-levels or equivalent qualifications; and
- GCSEs – English and Maths grade C / 4.

Other requirements:

- You'll need to submit a personal statement; attend an interview day and complete professional disclosures and checks.



A Level	Points Score	BTEC Extd Diploma
A*A*A*	168	D*D*D*
A*A*A	160	D*D*D
A*AA	152	D*DD
AAA	144	DDD
AAB	128	DDM
BBC	112	DMM
BBC	104	
	96	MMM
	80	MMP
	64	MPP
A*	56	
A	48	PPP
B	40	
C	32	
	28	
D	24	

Understanding UCAS tariff points

So, what does this mean?

A grade B at A level = 40 points

So, two B's = 80 points

A grade C at A level = 32 points

So two B's and a C at A level = 112 points



Use our helpful points calculator

ntu.ac.uk/study-and-courses/undergraduate/applying-to-ntu/ucas-tariff-calculator



Your qualifications

Add your qualifications

Qualification		
<input type="text" value="E.g. A level, BTEC, Scottish Higher ..."/>		
Subject (Optional)	Grade	Points
<input type="text" value="E.g. Maths, English .."/>	<input type="text" value="Select"/>	0

ADD

Calculate your points

Indicative total points

CALCULATE

0

RESET

How to use the calculator

1. Type your qualification into the box and select it from the list that appears.
2. Enter the subject you're studying (this is optional).
3. Select your predicted / achieved grade from the dropdown list - the UCAS Tariff points for this qualification will automatically be displayed.
4. If you wish to add in more qualifications, enter the details and then click 'Add'.
5. Click 'Calculate my points total' to view an indicative UCAS Tariff points total.

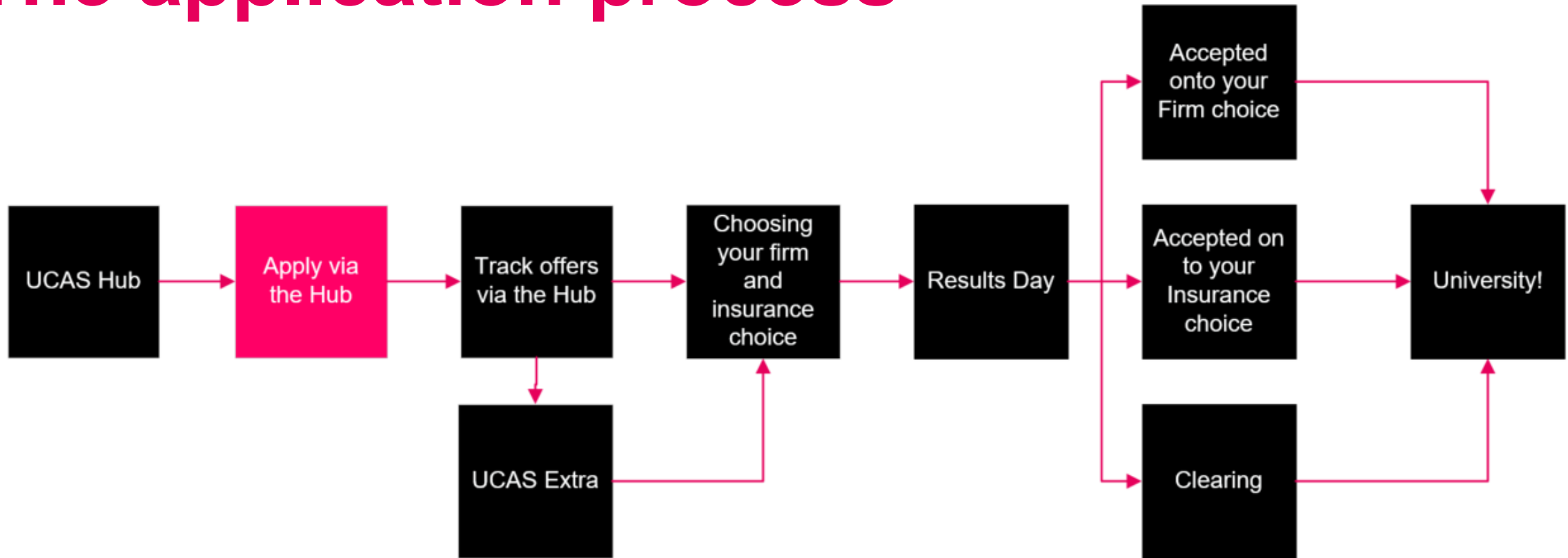
Considerations before applying

Making an informed choice for your next step

- Is it the right course for you?
- Is it the right university for you?
- Include retakes and all grades
- Be realistic



The application process



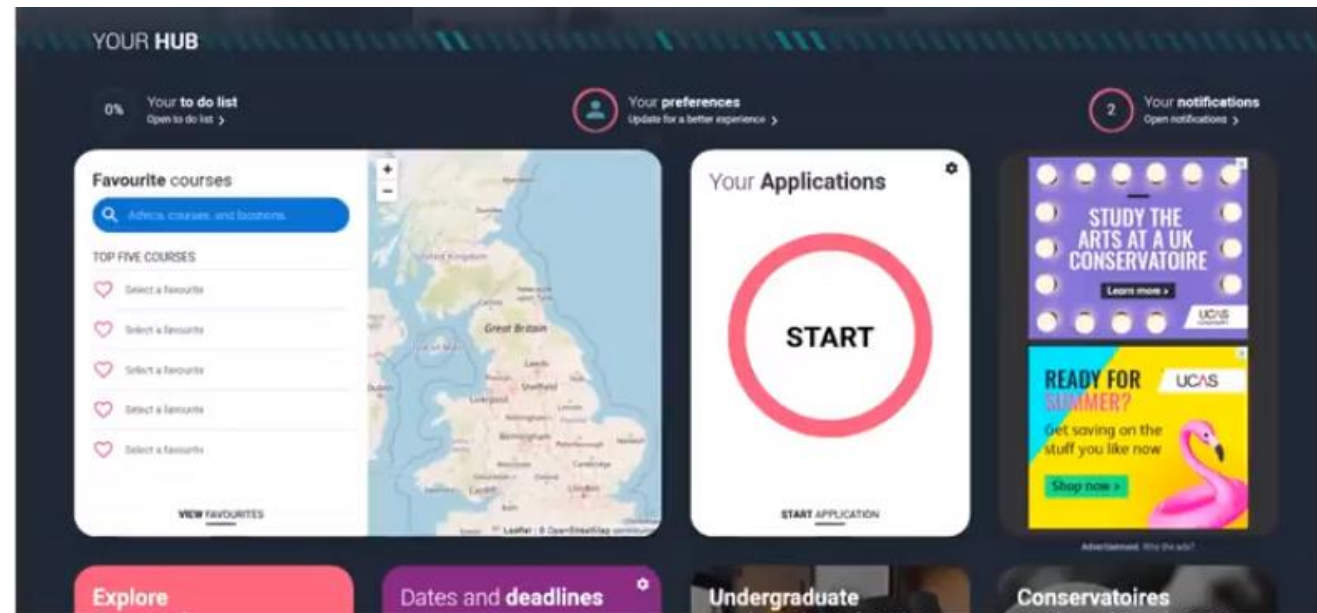
How to apply

How to apply for your choices



The application form

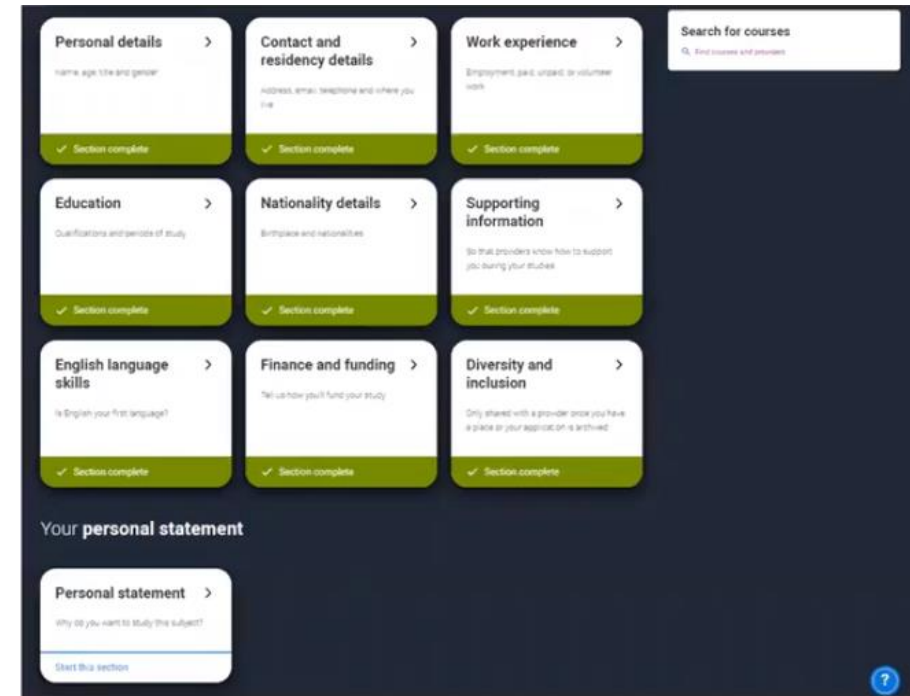
- Click “start” on your UCAS Hub
- Electronic application process through UCAS Apply
- Add the buzzword your school, college, or center gave you. They can then assist with your application and view its progress



The UCAS application

You will have different sections to complete

- Registration
- Personal details
- Work experience
- Education
- Nationality details
- Supporting information
- English Language skills
- Finance and Funding
- Diversity and Inclusion
- **Personal Statement**
- **Choices**
- **Reference**
- Declaration
- Pay and send



CHOICES



PROFILE



PERSONAL STATEMENT



Submit >

Supporting Information - Disclosure

You will be invited to disclose any specific requirements you might have in terms of support or equipment/facilities you need by asking if you have:

- a physical disability or sensory impairment
- specific learning difficulty (e.g. dyslexia)
- mental health difficulties
- autism spectrum condition

This information will **not** affect your application negatively



Tracking your application

What happens once you submit your application?



UCAS Hub

- UCAS Hub also allows you to follow the progress of your application
- Once your application has been submitted, it will show your choices and the current status of those
- When each institution makes a decision about your application, the details will be updated on the Hub
- You'll receive an email when a decision has been made.





Firm and Insurance choices

Institutions offer either:

- C: Conditional Offer
- U: Unconditional Offer
- R: Rejection

You will need to reply to each of your offers in one of the following ways:

- Firm acceptance (one only)
- Insurance acceptance (one only)
- Decline (all other offers)

“

**Your insurance choice must have
lower entry requirements than your
firm choice**

”



Deadline to choose your Firm and Insurance choices

- Your reply date will be displayed in UCAS Hub (majority of cases this will be May 2025)
- If you don't reply before the deadline your offers will be declined
- Wait for all offers before confirming your choices



UCAS Extra

Plan B



What is UCAS Extra?

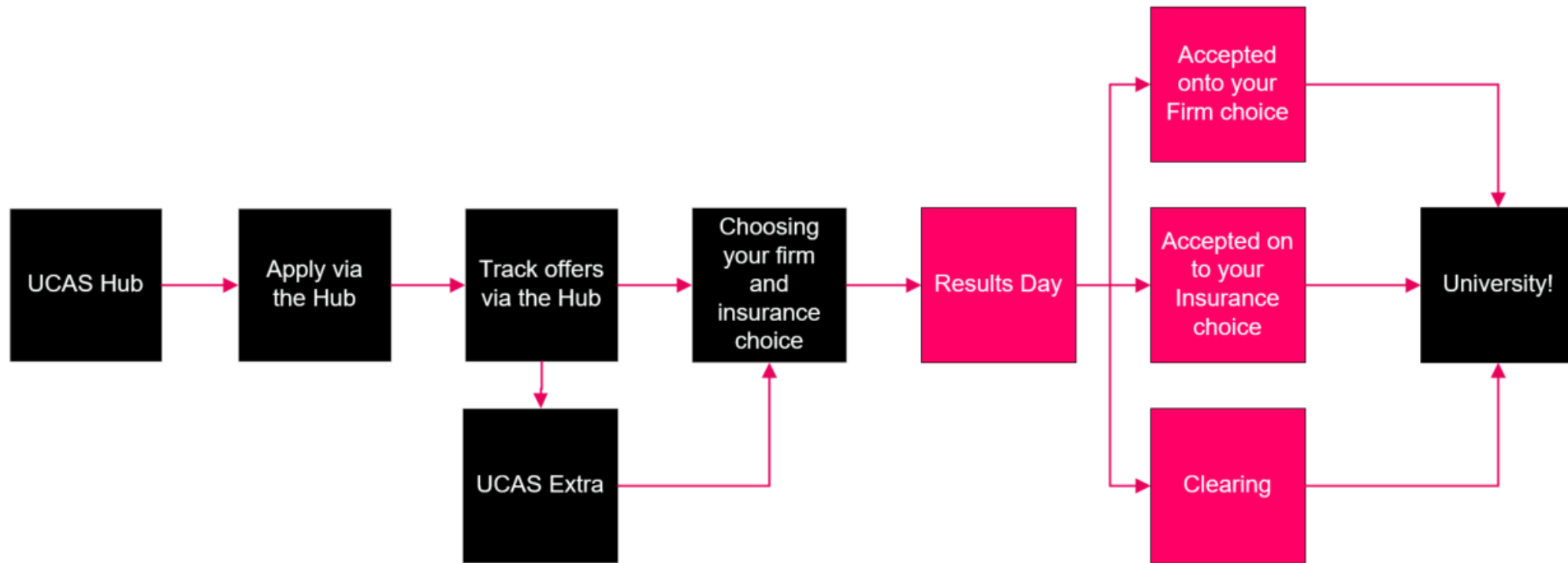
Extra is open between February and July

UCAS Extra can be used when you have:

- Already made five choices
- Received decisions from all these choices, and either had no offers or declined all the offers you have received

In Extra, you can apply for any course with vacancies and you apply for one course at a time using Track

Results day



Results day

Make sure you're around on results day – don't go on holiday

Once you receive your results, you will either be:

- Accepted by your firm choice
- Accepted by your insurance choice, if you don't get the grades for your firm choice
- Automatically entered into Clearing, if your results don't meet the conditions of any of your choices.



Clearing

Plan B



Who is Clearing for?

Clearing is available from results day (or before if you're a BTEC student)

If your results do not meet the entry requirements for any of your choices, or you decline them all, you will be released into Clearing



What is it?

- Clearing enables you to contact other universities and see if there are places available on alternative courses.
- Course vacancies in Clearing are published on university and UCAS websites and are updated continually



“

If you are flexible and you have reasonable exam results, there is still a good chance you will find another course through Clearing

”



Final points

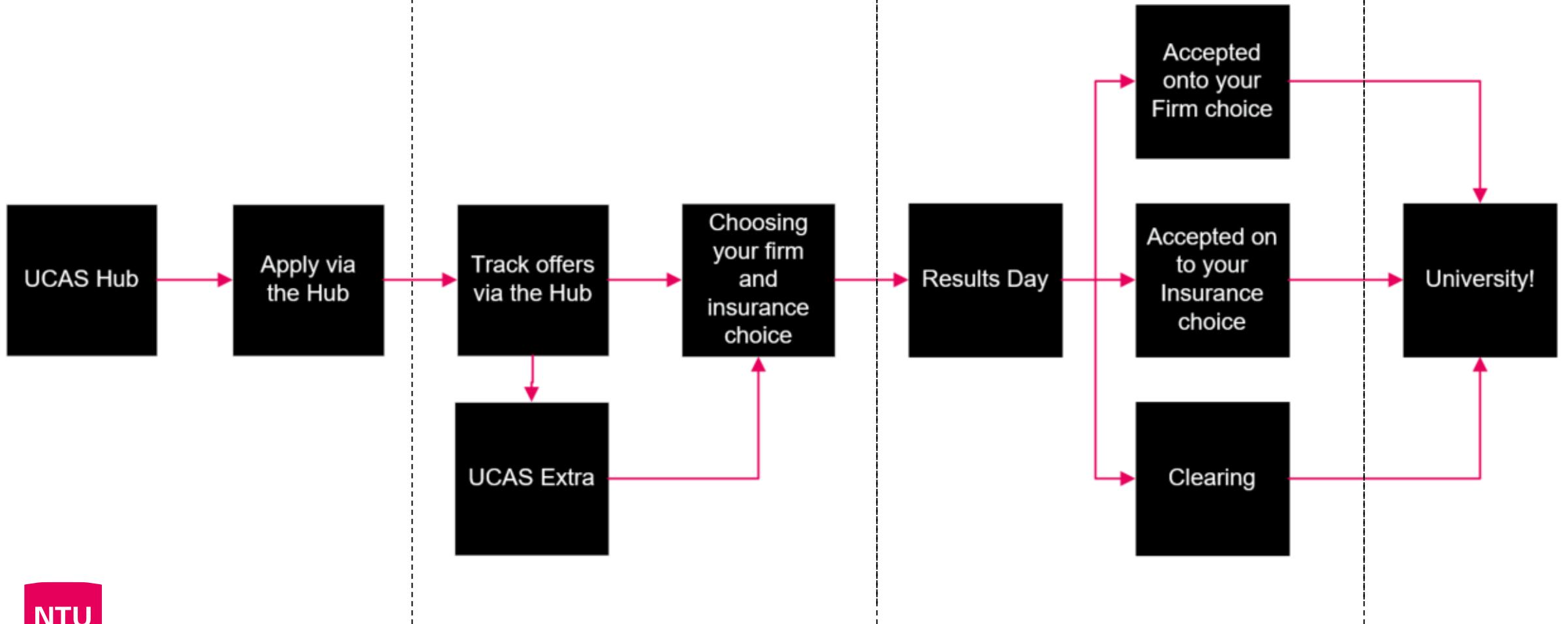


June - January

January – May


July - August

September



Top tips

- Research courses properly before applying
- Build your skills bank to improve your application
- Get your application in before Christmas
- Visit post application open days
- No benefit in accepting offers early so don't feel rushed





Nottingham Trent
University

Experience our subjects

Scan the QR code to see the full list of subjects and events!





Nottingham Trent
University

**Scan the QR to
download and sign
up to our parents
and carers guide**



NTU Open Days

Come and see why we've been named
**The Times and Sunday Times
Modern University of The Year 2023**



- Saturday 20 January 2024
- Saturday 23 March 2024
- Saturday 27 April 2024



Nottingham Trent
University

Book your place:



ntu.ac.uk/opendays

Join our online community

